

Item:Original hybrid seed paulownia 9501 shan tong certificated

Chinese Original hybrid seed paulownia 9501 shan tong certificated

Paulownia Species	Paulownia Elongata, Paulownia Tomentosa, Paulownia Fortunei, Paulownia hybrid 9501, Paulownia Shantong, Paulownia hybrid fortunei x tomentosa, Royal and so on.
Breed Routes	Paulownia planting or sapling, Paulownia root cutting, paulownia stump, paulownia rootstock or stem, Paulownia seed and so on

Get better Paulownia tree pay attention as following

Land	<ol style="list-style-type: none">1. Ground water level: more than 1.5m.2. Soil texture: permeability or breathability good loam and sand soil, avoid clay, harden, ventilation adverse soil.3. PH of soil, 6-7.5 is the best, 5-8.9 is acceptable.4. Good irrigation and drainage system will be better.5. Elevation up to 2000m is acceptable
Water	<ol style="list-style-type: none">1. Fecund and wet. No ponding and water saturation2. Annual rainfall 400mm-1200mm.3. In seedling period, keep the soil with good moisture(20-40%), after grow up than 50cm drought resistant ability improve, then better and better.4. attention please: water enough, no ponding, keep soil breathing
Sunshine	<ol style="list-style-type: none">1. Plant paulownia tree in sunny place and keep away from heavy wind.2. Try to prohibit paulownia tree under other bigger trees3. Density. For seedling using 0.8x1m or 1x1m distance, for forestation 4x4m or bigger distance. Plant with crop distance more than 3x15m.
Temperature	Annual temperature 12-20celsius degree grow better; -20-+45celsius degree is ok, vulnerable to frost damage if absolute temperature less than -25celsius degree.
Fertilizer	At the first, for paulownia seed, paulownia root and paulownia stump, and other paulownia planting, give little fertilizer, and in the future: less quantity fertilizer and much more times.
Breeding Method	<ol style="list-style-type: none">1. For seedling, mainly by Paulownia seed and paulownia root, and the root is the better and common way.2. Afforestation: paulownia root, paulownia stump and seedling of one or two years.

Difference of seed and root	<p>Paulownia seed price is lower, but seed very small and light, high technical requirement, and it is hard to get better seedling in one year. Keep genn of original plant not so well, It's easy to have a separation phenomenon.</p> <p>Plant by paulowna root(vegetative propagation), keep the nature of original species, simple technical, save work and time, get better paulownia tree.</p>
Work Progress	<p>Paulownia seeds: choose quality species tree,disinfection and drying,package and storge.</p> <p>Paulownia root: take root out from soil of one year seedling-then cut them-clean soil- then disinfect with sevral drugs- washing-fumigation-trim-package-fresh keeping storehouse-arrange shipping.</p>

Features Instruction


Features of hybrid	<ol style="list-style-type: none"> 1. Hybrid by paulownia fortunei x tomentosa, parents are south and north species of Chinese. 2. The hybrid species inherited good gene of the both, has good environmental adaptability. 3. Fast growth, with medium crown, straight through trunk, small difference between top and end. 4. The first 1-3years fast growth of height, the first year 3-5m, the following more than 2-3m per year. From 3-4years height slowly and coarse grow faster, 4-9years is the fast period of thickness. 10years grow slowly and steadily. So the paulownia tree 7-10years mature, up to 0.8-1cbm per tree.
---------------------------	--


Please enjoy the following pictures and contact us methods as follow:



Learn more about paulownia	
Paulownia species	Paulownia hybrid 9501,paulownia shantong,paulownia elongata,paulownia fortunei,paulownia tomentosa,royal and so on.
Paulownia seed	Lower pricer,very light and small,high technical requirments,hard to getting better seedling in one year.100% seeds with 85-95% survive rate. We will send a file about how to plant paulownia seed.
Paulownia root/cutting	Simple technical,save work and time,95% survive rate,grows very fast,get better paulownia tree. We will send Technical guidance for free after you confirm the order.
Paulownia stump	Very easy to survive.
Certificate	Phytosanitary certificate
Express we suggest	DHL and EMS,because the roots,seeds and stumps will go to a long trip through different temperature changes,quick express can guarantee the quanlity.

Please enjoy the following pictures:



















Heze Fortune International Co.,Ltd.

Nicole Hou

Cell/Whatsapp:0086 18366003934

Email:nicole@fortunewoods.com

Skype:nicolepaulownia



scan it

FAQ:

1. The better way to plant paulownia tree?

Paulownia root cutting and paulownia stump, expecially for new planter.

2.Delivery time?

From end of Nov. to next April.

offer storage survice of paulownia root cutting and stumps

3. Is plant paulownia root cutting in land workable?

Yes, of course. Put whole root in land, firm lightly, cover upside by at least 3-5cm soil.

4. Withstand temperature

-25-+45 celsius degree growth is ok

5. Do paulownia planting need special soil?

No, Normal soil is ok.

6. water requirement?

Paulownia have good dry resistant, expecially height than 50cm. no need water them all the time.

7. How to get better trunk.

Choose better species, for example hybrid, and control lateral buds and trim branches.


8 how many years can be use for timber?

7-8years matured, you can start cut wood from 5years.

Certificate:

中华人民共和国出入境检验检疫 ENTRY-EXIT INSPECTION AND QUARANTINE OF THE PEOPLE'S REPUBLIC OF CHINA		正本 ORIGINAL
植物检疫证书 PHYTOSANITARY CERTIFICATE		编号 No. 371400215013774
发货人名称及地址 Name and Address of Consignor HUIZE FORTUNE INTERNATIONAL CO., LTD. 17, XINGCAI ROAD, HUIZE, ZHEJIANG, CHINA		
收货人名称及地址 Name and Address of Consignee JELLY LALIE ALHIGARA 841 8PT. CHINAUD MD MD2005 REPUBLIC OF PHILIPPINES		
品名 Name of Product PAULOWNIA HYBRID 9501 ROOT	植物学名 Botanical Name of Plant PAULOWNIA FORTUNEI X TOMENTOSA	标记及号码 Mark & No. 150
数量 Quantity Declared **500PCS**9501	包装种类及数量 Kind and Type of Packages **1CTN	
产地 Place of Origin ZHEJIANG CHINA	到达口岸 Port of Destination MOLOOYA	
运输工具 Means of Conveyance BY AIR	检验日期 Date of Inspection 11 JUN, 2015	
<p>兹证明上述植物、植物产品或其他检疫物已经按照程序进行检验检疫，被认为不带有害输入国或地区规定的检疫性有害生物，并且基本不带其他有害生物，因而符合输入国或地区执行的植物检疫要求。</p> <p>This is to certify that the plants, plant products or other regulated articles described above have been inspected and/or tested according to appropriate procedures and are considered to be free from quarantine pests specified by the importing country/region, and practically free from other injurious pests; and that they are considered to conform with the current phytosanitary requirements of the importing country/region.</p>		
杀虫剂/或灭害处理 DISINFESTATION AND/THE DESINFESTION-TREATMENT		
日期 Date 2015.6.11	药剂及浓度 Chemical and Concentration CYPERMETHRIN 500PPM	
处理方 Treatment SOAK	持续时间及温度 Duration and Temperature 30 MINUTES	
附加声明 ADDITIONAL DECLARATION: THE CONSIGNMENT COMPLES WITH ANNEX IV A1, POINT 38.1C, POINT33, POINT34, POINT35, POINT40, POINT 46 AND PLANT HEALTH DIRECTIVE 2000/29/EC. *****		
印章 Official Stamp	签发地点 Place of Issue HUIZE	签发日期 Date of Issue 11 JUN, 2015
授权签字人 Authorized Officer LIU HONG		签名 Signature 2/32
**本证书只供一次使用，不得复制或涂改。如有涂改或伪造，其证书无效，并须承担法律责任。/ This certificate shall stand as the document of inspection and quarantine of the goods. It is not to be copied or altered in any way. If altered or forged, it shall be invalid and the holder shall be liable for the consequences.		
[5.1/2005.1.11]		
AA205104		

For any questions please feel free to ask :



Heze Fortune International Co.,Ltd.

Nicole Hou

Cell/Whatsapp:0086 18366003934

Email:nicole@fortunewoods.com

Skype:[nicolepaulownia](https://www.skype.com/people/nicolepaulownia)



scan it